

**MAJORITY OPINION**  
**R E S E A R C H**



# North Carolina Education Survey

Conducted for



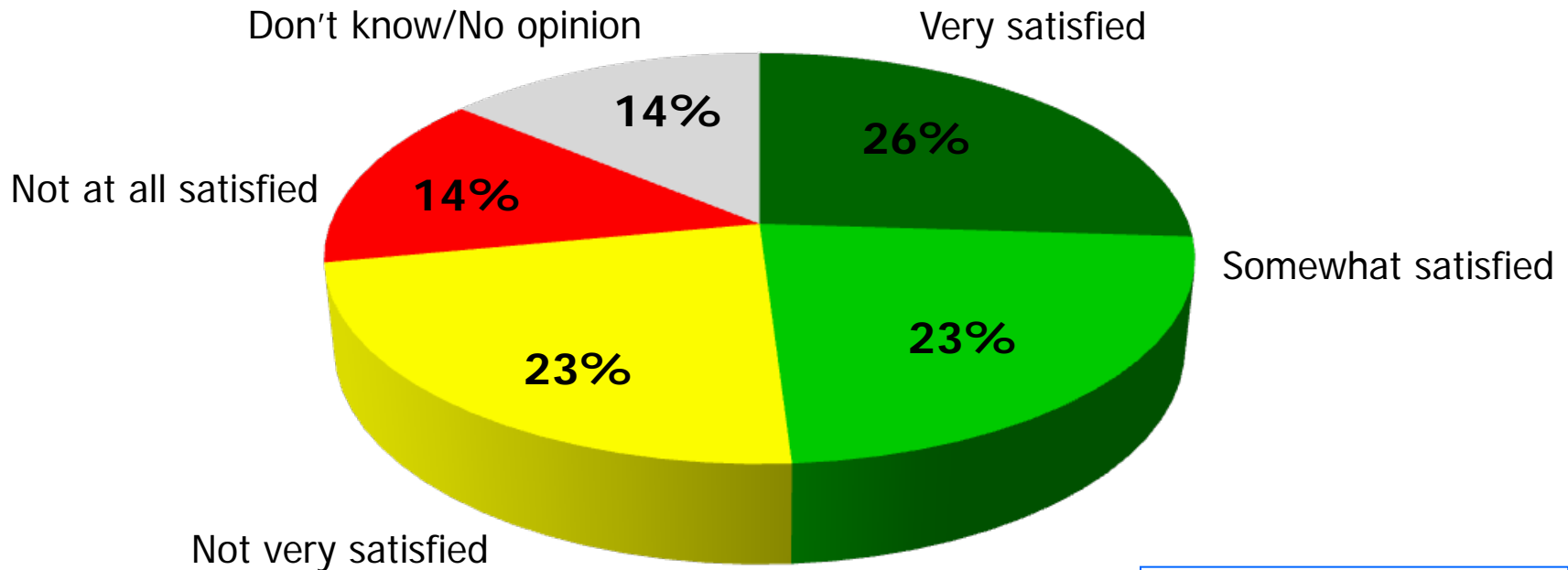
June 2012

# Methodology

- **Random telephone interviews were conducted with registered voters throughout the state of North Carolina**
- **528 interviews were completed between June 20 and June 21, 2012**
- **Data is weighted by age, race, gender and political party affiliation**
- **Maximum sampling error is +/- 4.2%**

# Satisfaction with North Carolina Public Schools

(528 Registered Voters in North Carolina)



**49% Satisfied**  
37% Not Satisfied  
14% Don't know

Q. How satisfied are you with the public schools in the state of North Carolina?

# Satisfaction with North Carolina Public Schools

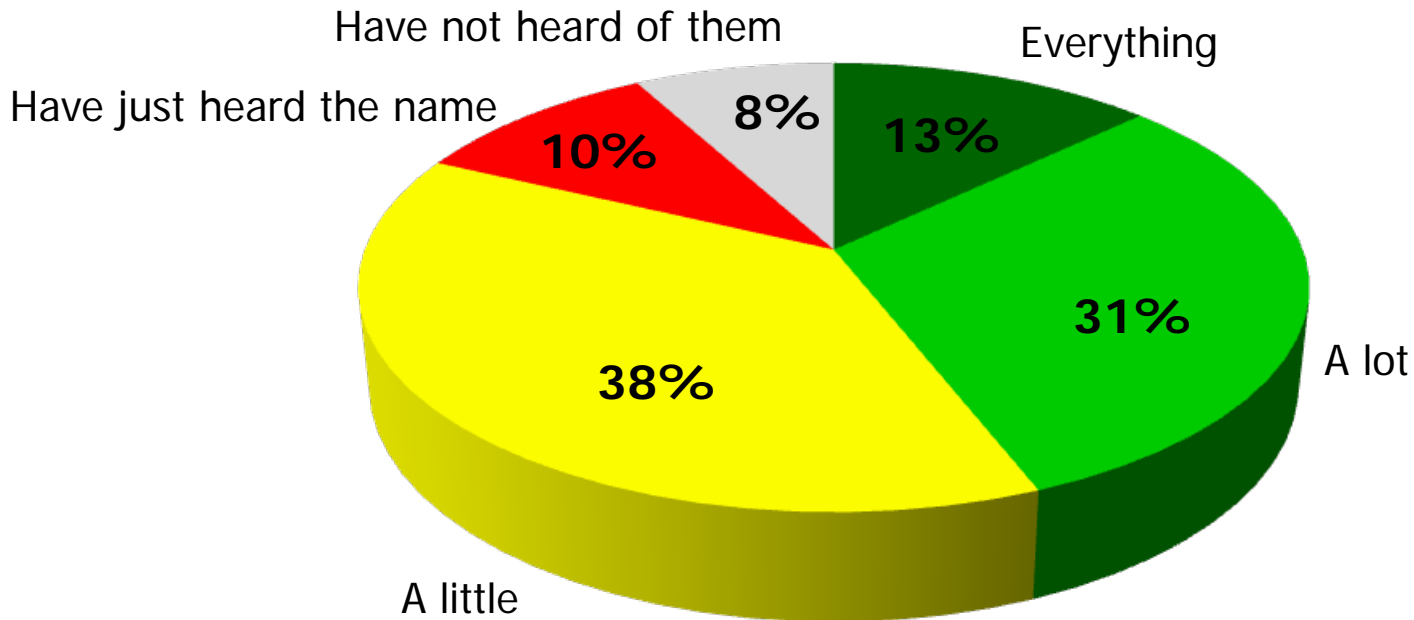
(528 Registered Voters in North Carolina)

	Total	Children Under Age 18 in Household		Political Party Affiliation			Gender		Race	
		Yes	No	Republican	Democrat	Independent	Male	Female	White	Black
	%	%	%	%	%	%	%	%	%	%
Very satisfied	26	42 ←	12	31	14	33	28	24	27 ←	7
Somewhat satisfied	23	22	25	16	30	26	18 →	28	24	26
Not very satisfied	23	10 →	34	19	23	33	26	21	21 →	39
Not at all satisfied	14	15	12	21	11	5	5 →	22	13 →	23
Don't know	14	10	17	13	21	4	23 ←	5	15 ←	4

Q. How satisfied are you with the public schools in the state of North Carolina?

# Know About Charter Schools

(528 Registered Voters in North Carolina)



Q. How much would you say you know about "charter schools?"

# Know About Charter Schools

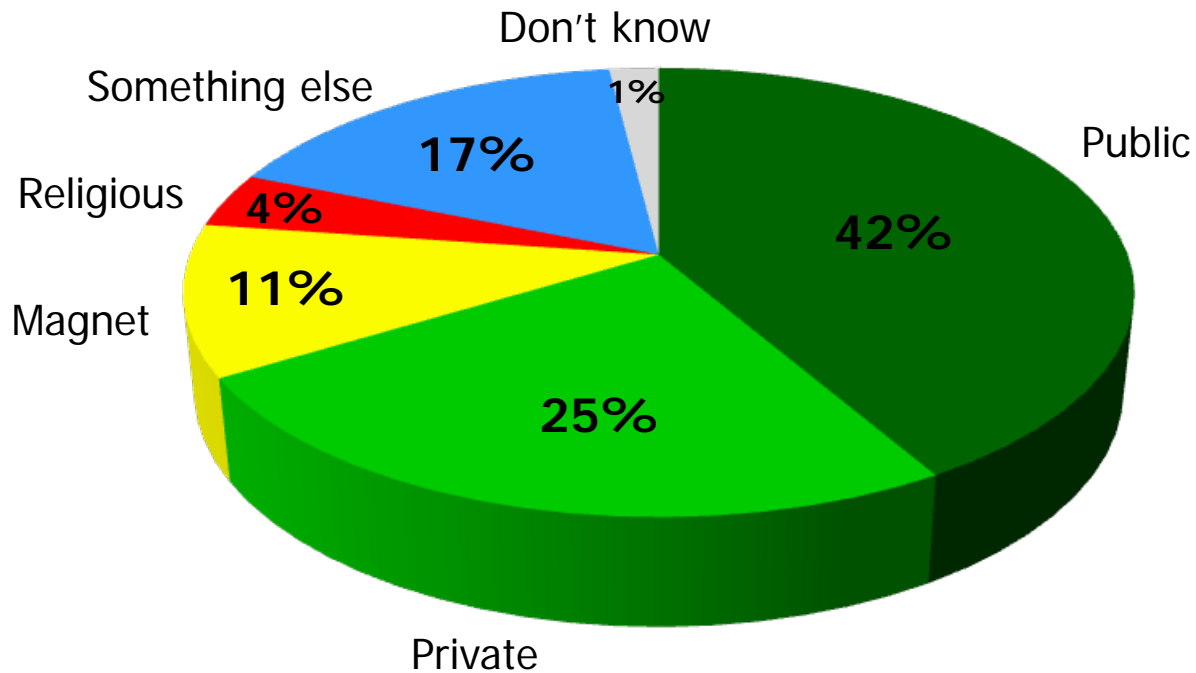
(528 Registered Voters in North Carolina)

	<u>Total</u>	<u>Children Under Age 18 in Household</u>		<u>Political Party Affiliation</u>			<u>Gender</u>		<u>Race</u>	
		<u>Yes</u>	<u>No</u>	<u>Republican</u>	<u>Democrat</u>	<u>Independent</u>	<u>Male</u>	<u>Female</u>	<u>White</u>	<u>Black</u>
	<u>%</u>	<u>%</u>	<u>%</u>	<u>%</u>	<u>%</u>	<u>%</u>	<u>%</u>	<u>%</u>	<u>%</u>	<u>%</u>
Everything	13	21 ←	8	20	6	12	20 ←	6	12 ←	-
A lot	31	27	35	30	29	35	28	34	31	40
A little	38	39	37	44	37	28	30 →	46	37 →	54
Just the name	10	13	8	3	9	24	9	11	11	4
Have not heard of	8	- →	13	2	19	1	13	3	8	3

Q. How much would you say you know about "charter schools?"

# Perceived Classification of Charter Schools

(434 Registered Voters in North Carolina who know at least a little about charter schools)



Q. How would you classify charter schools? Would you say that they are public schools, private schools, religious schools, magnet schools or something else?

# Perceived Classification of Charter Schools

(434 Registered Voters in North Carolina who know at least a little about charter schools)

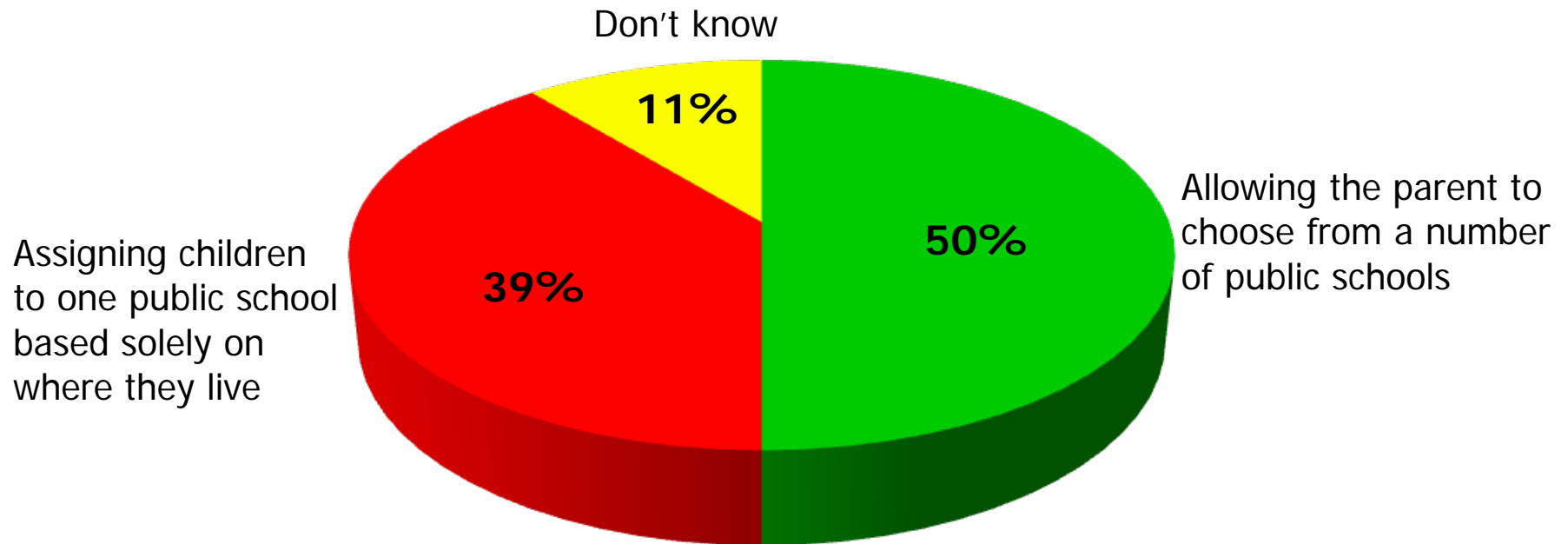
	Total	Children Under Age 18 in Household		Political Party Affiliation			Gender		Race	
		Yes	No	Republican	Democrat	Independent	Male	Female	White	Black
	%	%	%	%	%	%	%	%	%	%
Public	42	48 ←	36	43	35 →	47	56 ←	29	46 ←	22
Private	25	20 →	28	20	36	19	17 →	32	23 →	45
Magnet	11	12	11	17	8	3	1 →	21	12	8
Religious	4	1	6	5	2	2	4	3	4	3
Something else	17	17	16	12	15	29	23 ←	11	14	19
Don't know	1	1	3	2	3	-	-	4	2	3

Q. How would you classify charter schools? Would you say that they are public schools, private schools, religious schools, magnet schools or something else?



# Best Way to Assign Students to Schools

(528 Registered Voters in North Carolina)



Q. Currently, children attending public schools are assigned to the school they attend by the school district based on where they live. Some have suggested that parents should have the option to send their children to a number of different public schools, with no additional cost, based on which is the best match for the child. Which do you believe is better: assigning children to one public school based solely on where they live or allowing the parent to choose from a number of public schools?

# Best Way to Assign Students to Schools

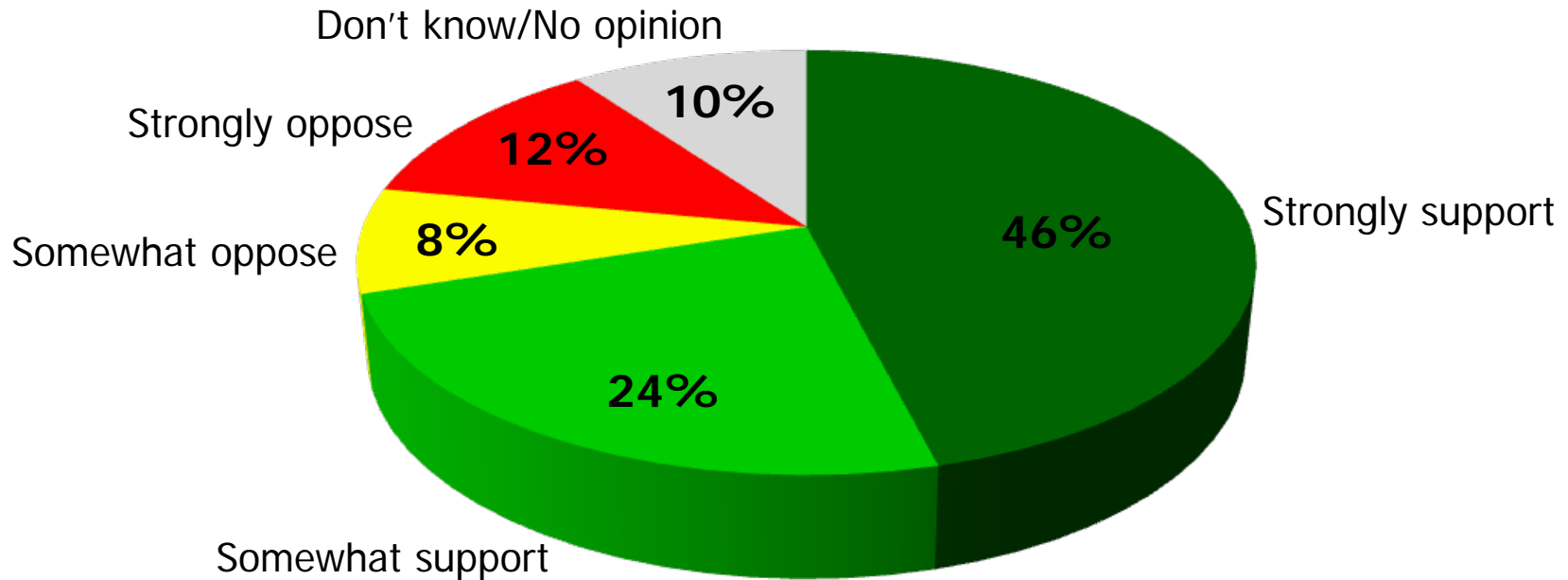
(528 Registered Voters in North Carolina)

	<u>Total</u> %	<u>Children Under Age 18 in Household</u>		<u>Political Party Affiliation</u>			<u>Gender</u>		<u>Race</u>	
		<u>Yes</u> %	<u>No</u> %	<u>Republican</u> %	<u>Democrat</u> %	<u>Independent</u> %	<u>Male</u> %	<u>Female</u> %	<u>White</u> %	<u>Black</u> %
Parents allowed to choose	50	52	48	45	47	61	44	→ 56	48	→ 68
Assigned to school based on location	39	38	41	41	46	28	40	39	42	← 17
Don't know	11	10	11	14	7	11	16	← 5	10	15

Q. Currently, children attending public schools are assigned to the school they attend by the school district based on where they live. Some have suggested that parents should have the option to send their children to a number of different public schools, with no additional cost, based on which is the best match for the child. Which do you believe is better: assigning children to one public school based solely on where they live or allowing the parent to choose from a number of public schools?

# Support Communities Creating Charter Schools

(528 Registered Voters in North Carolina)



**70% Support**  
20% Oppose  
10% Don't know

Q. How much do you support or oppose allowing communities to create new public schools - called charter schools - that give parents a choice of where they send their children that would be held accountable for student results and that would be required to meet the same academic standards/testing requirements as other public schools but not cost taxpayers any additional money?

# Support Communities Creating Charter Schools

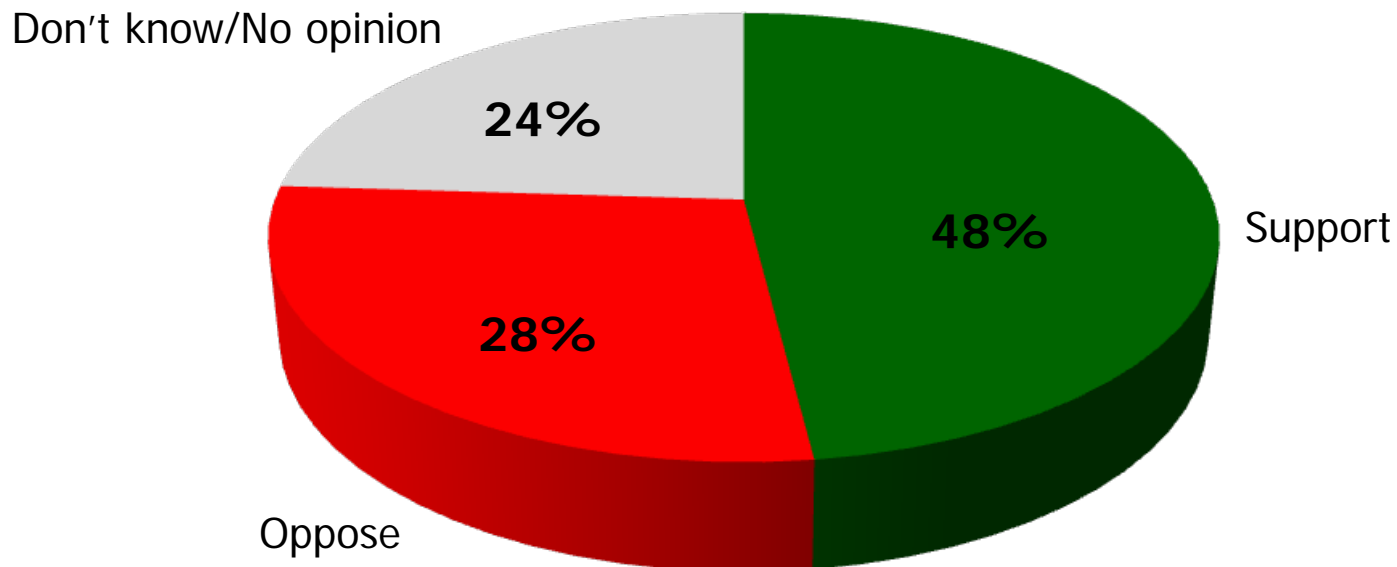
(528 Registered Voters in North Carolina)

	<u>Total</u>	<u>Children Under Age 18 in Household</u>		<u>Political Party Affiliation</u>			<u>Gender</u>		<u>Race</u>	
		<u>Yes</u>	<u>No</u>	<u>Republican</u>	<u>Democrat</u>	<u>Independent</u>	<u>Male</u>	<u>Female</u>	<u>White</u>	<u>Black</u>
	<u>%</u>	<u>%</u>	<u>%</u>	<u>%</u>	<u>%</u>	<u>%</u>	<u>%</u>	<u>%</u>	<u>%</u>	<u>%</u>
Strongly support	46	59 ←	36	62	27	46	51 ←	42	45	→ 57
Somewhat support	24	22	26	19	32	21	8	→ 40	24	28
Somewhat oppose	8	5	10	1	12	14	9	7	8	4
Strongly oppose	12	2	→ 19	2	22	14	19	← 6	12	← 1
Don't know	10	12	8	15	7	5	13	6	10	9

Q. How much do you support or oppose allowing communities to create new public schools - called charter schools - that give parents a choice of where they send their children that would be held accountable for student results and that would be required to meet the same academic standards/testing requirements as other public schools but not cost taxpayers any additional money?

# UNC to Approve Charter Schools

(528 Registered Voters in North Carolina)



Q. In other states, entities such as universities, mayors and independent commissions are allowed to approve and help monitor charter schools. In addition to local school boards, the law in North Carolina grants the University of North Carolina (UNC) the authority to approve the creation of charter schools, but it has not chosen to do so. Would you support or oppose if UNC began to approve and monitor charter schools in North Carolina?

# UNC to Approve Charter Schools

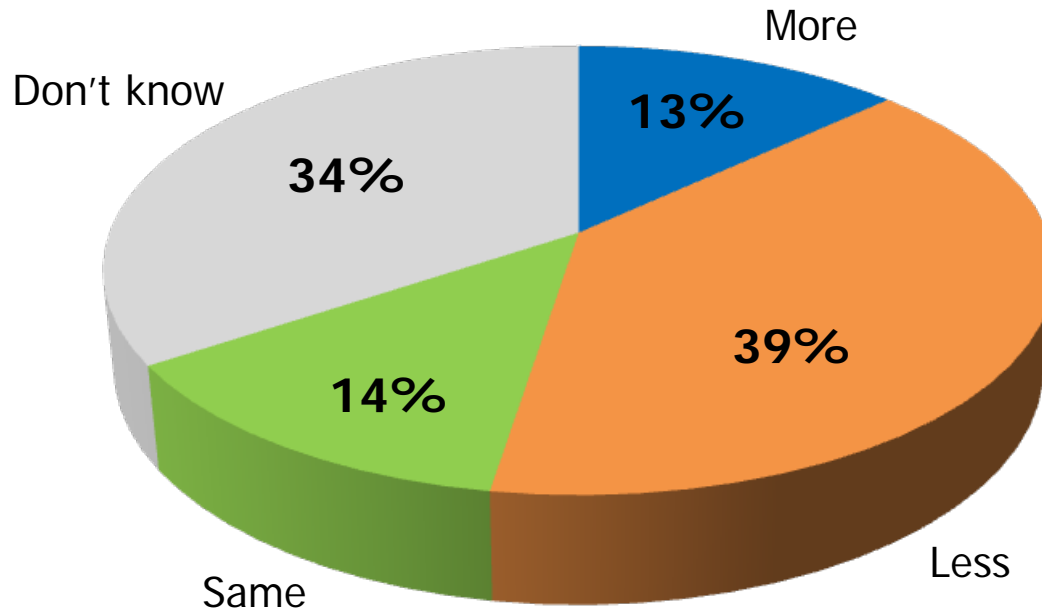
(528 Registered Voters in North Carolina)

	<u>Total</u>	<u>Children Under Age 18 in Household</u>		<u>Political Party Affiliation</u>			<u>Gender</u>		<u>Race</u>	
		<u>Yes</u>	<u>No</u>	<u>Republican</u>	<u>Democrat</u>	<u>Independent</u>	<u>Male</u>	<u>Female</u>	<u>White</u>	<u>Black</u>
	<u>%</u>	<u>%</u>	<u>%</u>	<u>%</u>	<u>%</u>	<u>%</u>	<u>%</u>	<u>%</u>	<u>%</u>	<u>%</u>
Support	48	66 ←	33	64	28	48	46	50	53 ←	11
Oppose	28	8 →	44	16	48	21	31	26	25 →	55
Don't know	24	26	23	20	24	31	23	24	22 →	34

Q. In other states, entities such as universities, mayors and independent commissions are allowed to approve and help monitor charter schools. In addition to local school boards, the law in North Carolina grants the University of North Carolina (UNC) the authority to approve the creation of charter schools, but it has not chosen to do so. Would you support or oppose if UNC began to approve and monitor charter schools in North Carolina?

# Perception of Charter School Funding

(528 Registered Voters in North Carolina)



Q. Do you think that charter schools in North Carolina receive more, less or the same amount of funding as traditional public schools?

# Perception of Charter School Funding

(528 Registered Voters in North Carolina)

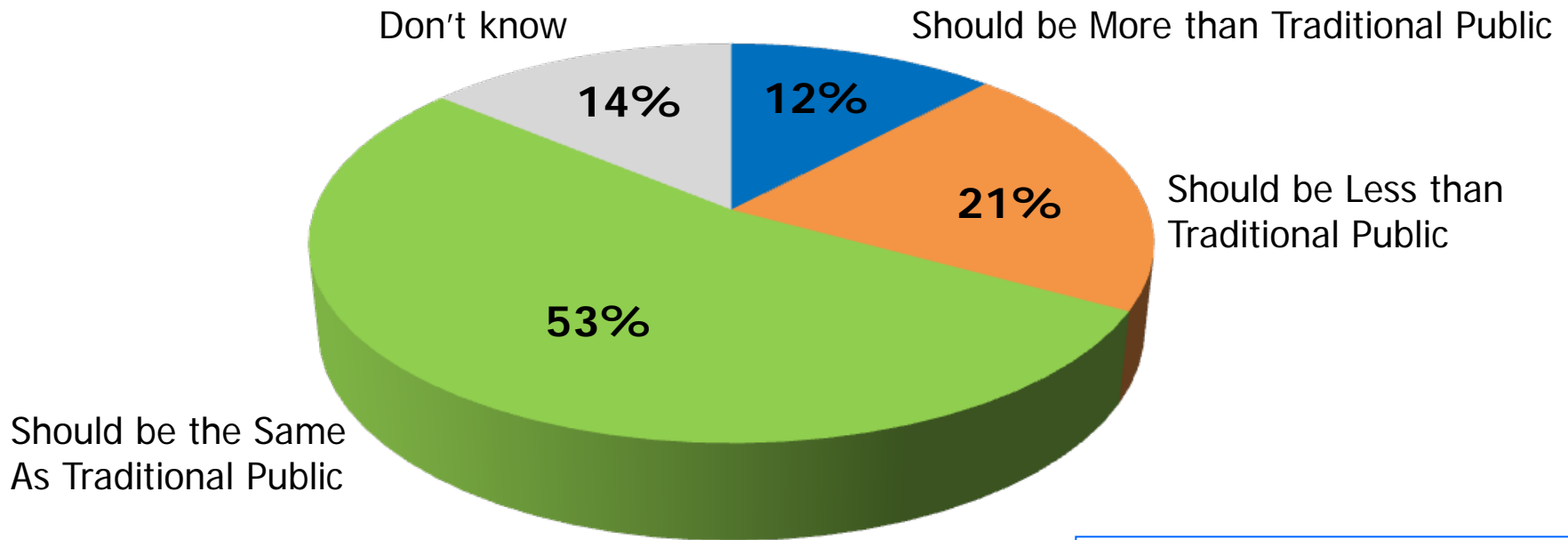
	Total	Children Under Age 18 in Household		Political Party Affiliation			Gender		Race	
		Yes	No	Republican	Democrat	Independent	Male	Female	White	Black
	%	%	%	%	%	%	%	%	%	%
More	13	21 ←	7	22	8	6	20 ←	7	13	9
Less	39	37	40	46	31	38	30 →	47	39 →	51
Same	14	9 →	18	13	17	11	9 →	19	13	19
Don't know	34	33	35	20	44	45	41 ←	27	35 ←	21

Q. Do you think that charter schools in North Carolina receive more, less or the same amount of funding as traditional public schools?



# Opinion of Charter School Funding

(528 Registered Voters in North Carolina)



**65% say fund them the same or more**

Q. The amount of funding provided for charter schools is set by law but often varies and rarely includes facilities funds. In some states, like North Carolina, students attending public charter schools receive only 90% of the funding that all other public schools receive. Given that charter schools are public schools, do you think that they should be funded more, less or at the same level as traditional public schools?

# Opinion of Charter School Funding

(528 Registered Voters in North Carolina)

	Total	Children Under Age 18 in Household		Political Party Affiliation			Gender		Race	
		Yes	No	Republican	Democrat	Independent	Male	Female	White	Black
	%	%	%	%	%	%	%	%	%	%
More	12	19 ←	6	26	2	-	21 ←	2	12	6
Less	21	3 →	36	6	42	20	25	18	21	20
Same	53	60 ←	48	55	44	65	37 →	69	52 →	63
Don't know	14	18 ←	10	13	13	15	17	11	14	11

Q. The amount of funding provided for charter schools is set by law but often varies and rarely includes facilities funds. In some states, like North Carolina, students attending public charter schools receive only 90% of the funding that all other public schools receive. Given that charter schools are public schools, do you think that they should be funded more, less or at the same level as traditional public schools?

# For Additional Information Contact:

## MAJORITY OPINION RESEARCH

6010 Georgetown Park Drive  
Atlanta, Georgia 30071

1-877-5-ASK-MOR  
[www.majorityopinionresearch.com](http://www.majorityopinionresearch.com)